

Figures and Table: Evidence of trends in household energy affordability

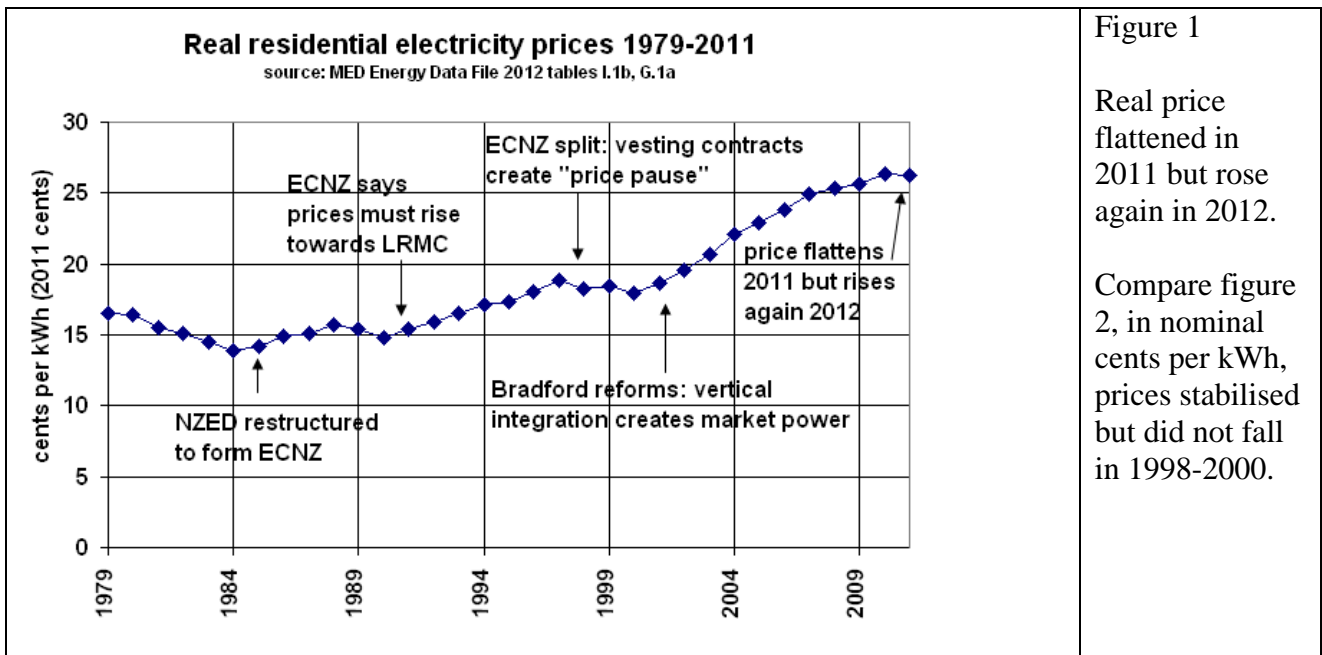


Figure 1

Real price flattened in 2011 but rose again in 2012.

Compare figure 2, in nominal cents per kWh, prices stabilised but did not fall in 1998-2000.

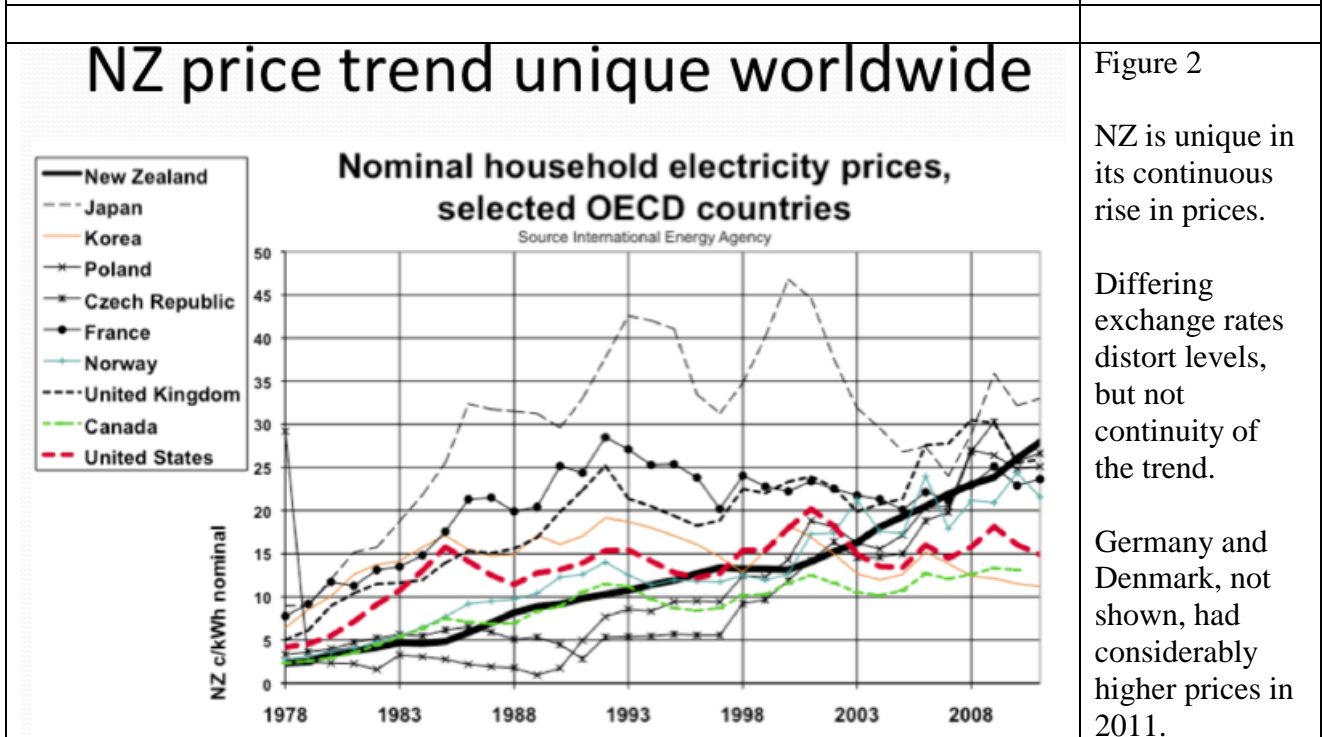


Figure 2

NZ is unique in its continuous rise in prices.

Differing exchange rates distort levels, but not continuity of the trend.

Germany and Denmark, not shown, had considerably higher prices in 2011.

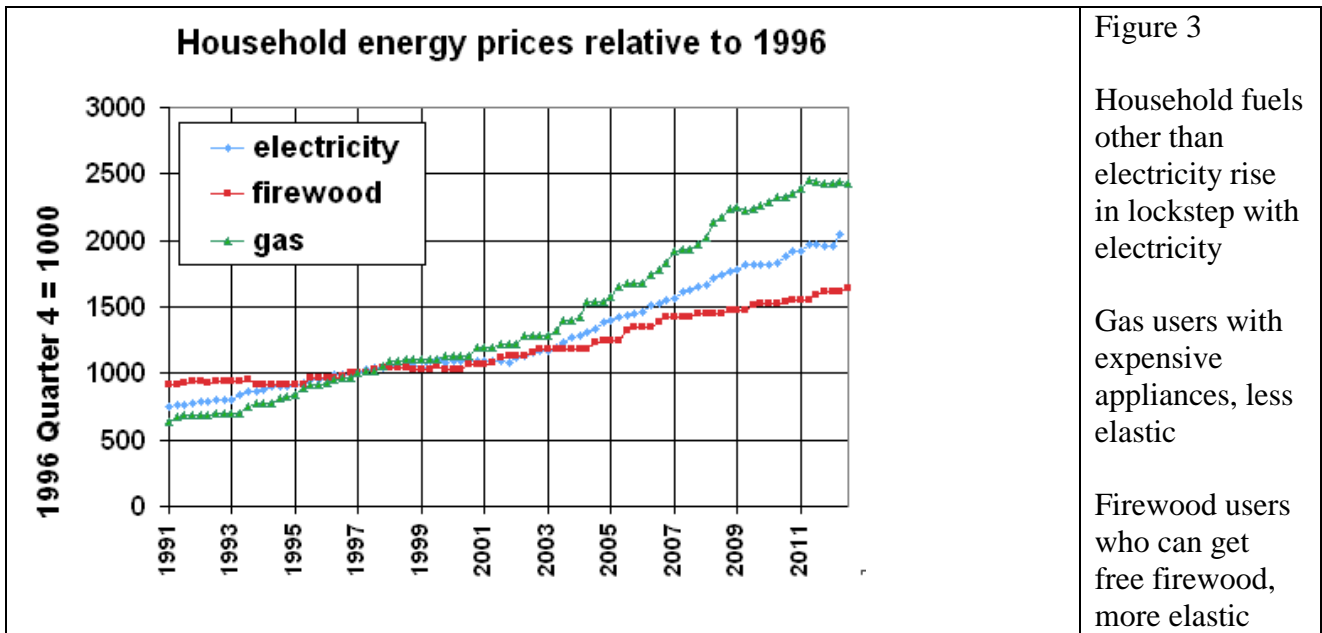


Figure 3

Household fuels other than electricity rise in lockstep with electricity

Gas users with expensive appliances, less elastic

Firewood users who can get free firewood, more elastic

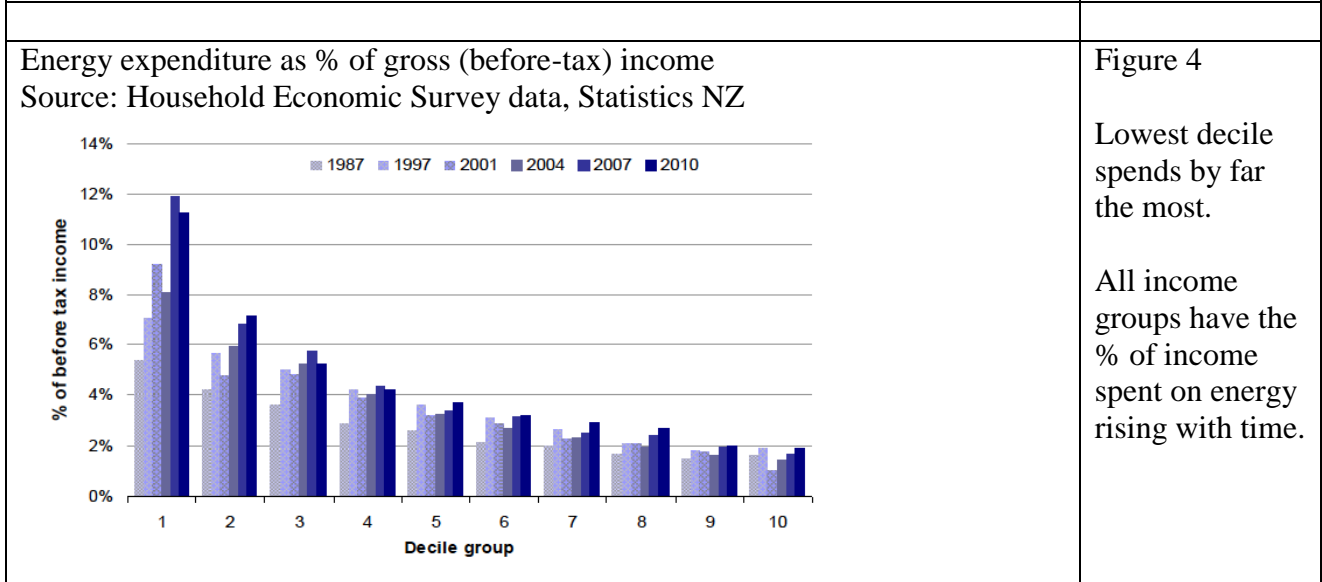


Figure 4

Lowest decile spends by far the most.

All income groups have the % of income spent on energy rising with time.

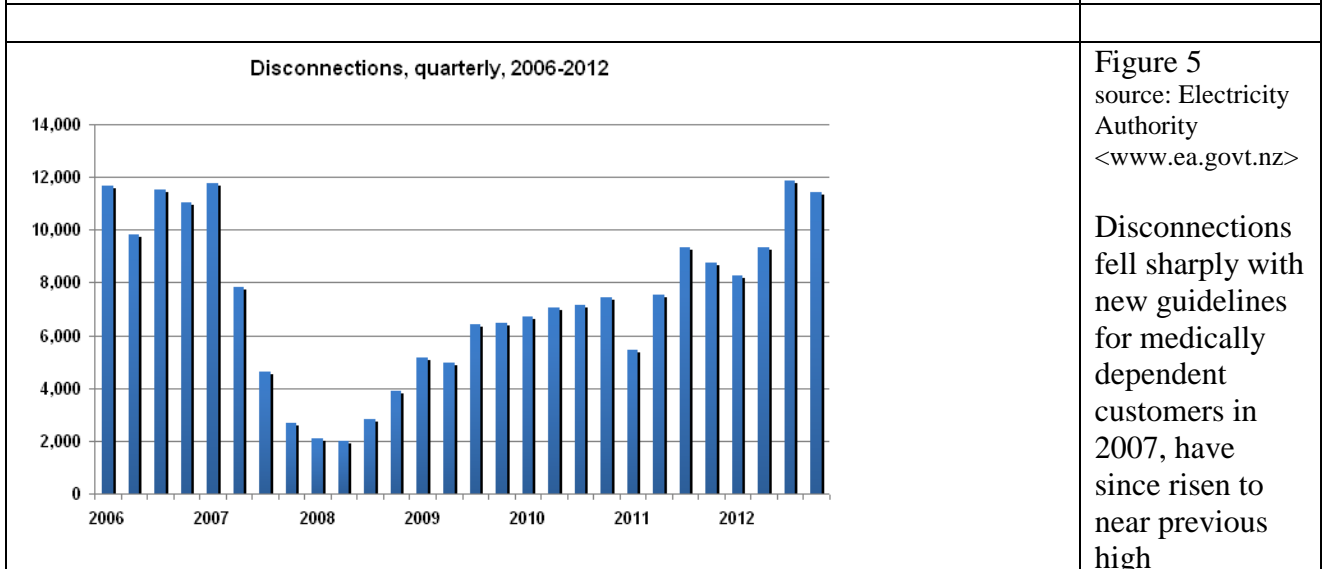


Figure 5

source: Electricity Authority <www.ea.govt.nz>

Disconnections fell sharply with new guidelines for medically dependent customers in 2007, have since risen to near previous high

Table 1

ELECTRICITY PROVIDER							
Qualifying question: I currently have an electricity account and I pay the bills							
	Total	Auckland	Waikato	Wellington	Canterbury	Otago	Other
n=	2060						
I have taken a fixed term contract with my electricity retailer	23%	35%	23%	19%	14%	23%	18%
I have switched providers in the past 12 months	17%	19%	13%	21%	15%	15%	15%
I have used an online tool (such as what's my number) to compare plans and providers	56%	53%	55%	61%	56%	56%	56%
I can't afford to heat my home adequately in the winter	36%	39%	37%	36%	32%	35%	30%
Nuclear energy is fine in other parts of the world but I do not want to see it here in New Zealand	68%	63%	69%	68%	69%	72%	72%
I have changed my behaviour to limit my electricity use	74%	76%	79%	73%	73%	73%	72%
I am prepared with emergency supplies if the power was to go out for a long period of time	53%	44%	50%	59%	62%	49%	58%
		GEN Y	GEN X	BABY BOOMERS	Male	Female	
I have taken a fixed term contract with my electricity retailer		24%	21%	25%	24%	23%	
I have switched providers in the past 12 months		29%	19%	12%	15%	18%	
I have used an online tool (such as what's my number) to compare plans and providers		61%	58%	53%	54%	57%	
I can't afford to heat my home adequately in the winter		45%	38%	32%	29%	41%	
Nuclear energy is fine in other parts of the world but I do not want to see it here in New Zealand		70%	69%	66%	56%	78%	
I have changed my behaviour to limit my electricity use		75%	76%	73%	68%	80%	
I am prepared with emergency supplies if the power was to go out for a long period of time		32%	45%	63%	54%	52%	

Source: Source : <www.canstarblue.co.nz/services/electricity-provider>